



# BYOD iPad Program Information 2024

Growing life-long learners who  
flourish in a community, committed  
to innovation

Aubin Grove Primary School Vision

# Contents



[About the BYOD Program](#)



[Purchasing and Insurance](#)



[Why iPad?](#)



[Device Set-Up](#)



[Learning with iPads](#)



[Helpful Links](#)



[Device Requirements](#)



[Frequently Asked Questions](#)





## About the BYOD Program

At Aubin Grove Primary School, we aim to provide an outstanding educational environment in which all students are successful learners. We place the needs of our students first and foremost at all times and strive to prepare them for the dynamic and challenging world in which they live.

In our evolving world, using technology effectively is crucial. iPad technologies have now advanced to create a powerful learning and production tool. The 1:1 iPad Program will maximise the learning environment by allowing students to access content at a highly-personalised level and empowering them to become drivers of their learning.

This document will provide you with information regarding iPad use, purchasing options and recommendations, as well as answers to questions you may have regarding the program.



# Why iPad?

## PORTABILITY

iPads provide a lightweight and portable solution, allowing learning to extend beyond the classroom. Students can engage with educational content anywhere, fostering a continuous, versatile and active learning experience.

## INTERACTIVITY

iPads offer interactive learning through educational apps, videos, collaboration and simulations. This dynamic approach captures children's attention and encourages active participation, leading to deeper understanding and retention.

## DIFFERENTIATION

With iPads, teachers can tailor lessons to match each student's learning pace and style. Adaptive apps and digital resources cater to individual needs, ensuring a supportive and enriching learning journey for every child.

## RESPONSIVE

iPads are designed to work the way students think. The interactive multi-touch features empower students to directly engage with their learning, fostering a deeper connection between knowledge and understanding.

## CREATIVITY

iPads inspire creativity through digital tools like drawing, music, and video editing apps. Students can express themselves in new ways, fostering imagination and honing skills that are essential for modern careers.

## REAL CHALLENGES

iPads inspire students to take on practical challenges, fostering hands-on learning with interactive tools for applying knowledge and enhancing critical thinking.






# Learning with iPads – Individuals

Students can use assistive technologies to move at their own pace and build a personal learning path.



**Audios**

Teachers can provide audio instructions and hints to help all students be successful in completing tasks to learning and practice new concepts.



**Scaffolds**

Scaffolds on iPads empower all students with the capability to accomplish tasks. These tools enable students to access materials at their skill level, receive assistance when needed, and engage with interactive elements that enhance their understanding and achievement, ensuring that every student can successfully complete tasks and thrive in the classroom.



**Accessibility Features**

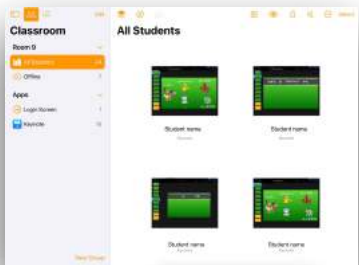
iPad's accessibility features foster personalized classroom learning by accommodating a wide range of different needs. These tools, like VoiceOver, speech-to-text and customisable display settings enable students to engage with the curriculum regardless of their learning style or challenges, promoting inclusivity and active participation.





# Learning with iPads – Collaborative

iPad empowers students to work together toward a shared purpose.



### Apple Classroom

The Apple Classroom app empowers teachers to guide student devices, creating a structured space for group activities and discussions. With features like screen sharing and remote assistance, teachers offer real-time support, promoting teamwork and enriching peer-to-peer learning.



### Airdrop

Airdrop on iPad allows for effortless wireless sharing of files and documents among students and teachers. This feature simplifies information exchange, encouraging group activities, resource distribution, and interactive learning.



### Google Classroom

Google Classroom provides a digital platform where teachers can share assignments, resources, and announcements, while students can submit work and engage in discussions.



### Written Feedback

Teachers and students can promptly provide and receive clear feedback by directly annotating assignments and adding audio comments. This not only facilitates collaboration but also empowers peers to collaboratively enhance and refine ideas and concepts seamlessly.





# Learning with iPads – Creative

iPad supports learning through discovery, inquiry and creation across all subjects.



## Movie Making

Movie making on iPad empowers students to unleash their creativity in education by offering a dynamic platform for storytelling and expression. Through easy-to-use apps and intuitive features, students can create visually compelling videos, enhancing their understanding of subjects while developing essential communication and digital skills.



## Photos

With iPads, students can harness the creative potential of photos to vividly showcase their comprehension of concepts in the classroom. By capturing images, annotating visuals, and crafting multimedia presentations, students can effectively communicate their understanding while honing their visual storytelling skills.



## Sketch-Noting

Sketch-noting on the iPad harnesses the power of visual thinking, making it an invaluable tool for classrooms. With its digital canvas and versatile tools, students can visually synthesize information, improving comprehension and memory retention while fostering a more engaging and interactive learning environment.







# Learning with iPads – Creative continued...



## Apps to Create

The potential of apps like Pages, Keynote, and Numbers are limitless. These versatile tools not only facilitate document creation, presentations, and data analysis but also provide a canvas for creative expression. Students can harness a range of options to collaborate, innovate, and communicate effectively, making their learning experience both dynamic and enriched.



## Music

GarageBand on iPads holds transformative power, extending beyond music creation to foster diverse forms of creative expression. With its user-friendly interface and an array of instruments and effects, students can explore their artistic potential, compose soundtracks, and engage in multimedia projects that encompass storytelling, podcasting, and more, enhancing their creative skills across various domains.





# Device Requirements

To ensure compatibility with the school system & classroom needs, we recommend the following devices:

- **iPad 10th gen**
- **iPad 9th gen**

Aubin Grove would prefer students' iPads to have **256GB** of storage. This will allow students to store projects on their devices. If you select an iPad with 64GB, you may need to purchase additional cloud storage.

## Recommended Accessories



Headphones compatible with your choice of BYOD (\*iPad 10 requires USB-C headphones or adapter)



Stylus - recommendations include an Apple Pencil (1st or 2nd Gen as compatible with your device), or equivalent.



Protective Casing including keyboard. Logitech Rugged Combo or Zagg Pro Keys are our recommendations as they provide protection around all sides. ***Please check compatibility.***



Logitech Rugged Combo 4



Zagg Pro Keys (detachable keyboard)





# Purchasing & Insurance

## Purchasing

Aubin Grove Primary School has partnered with Winthrop Australia to provide iPads at a competitive price. Parents are not required to purchase iPads from Winthrop, but doing so does provide the following benefits:

- discounted education pricing;
- optional two years AppleCare + extended warranty;
- service and insurance support;
- optional two years of insurance;
- free shipping to your home address.

By clicking on the following link, you can see our recommended bundles or build your own order.

<https://sales.winaust.com.au/shop/aubingroveipad>



## +AppleCare


It is highly recommended that there is a form of protection or insurance for your child's device. Details are included on the Winthrop Portal.

AppleCare+ for iPad provides expert technical support and additional hardware coverage for iPad, Apple Pencil and an Apple-branded iPad keyboard from Apple, including unlimited incidents of accidental damage protection. Each incident is subject to a service fee of A\$65 for iPad, or A\$45 for Apple Pencil or an Apple-branded iPad keyboard.<sup>1</sup> In addition, you'll get 24/7 priority access to Apple experts by chat or phone through [getsupport.apple.com](https://getsupport.apple.com).

## Insurance

Insurance is an important consideration for the device your child brings to school. You can discuss insurance cover for the device with your home and content provider and add the iPad to your existing cover. This is different to AppleCare as it covers theft.





# Device Set-Up

1



## Purchase: Nov 2023 to Jan 2024

iPads can be purchased through the [Winthrop](#) portal or your chosen supplier. As soon as you turn your iPad on, the instructions will take you through the process of setup. If you prefer not to set up, this will be done as part of our set up at school.

2



## Device Set Up By School

From the 13th of November, new devices to the program can be signed in through the school office and the Jamf supervision profile will be added to the device which allows the school to add all educational apps for FREE. This process will wipe the device clean.

Important to note: You CANNOT restore a backup after Jamf has been added, so any files or photos should be saved to another device prior to the install.

3



## Your iPad Device is Ready

All apps are provided (and regularly updated) at no cost to the student via the Jamf Student App following the enrolment and supervision of their device. This includes a number of paid apps that the school has assessed and feels are valuable to support student learning and creation.

Parents **will not** need to access the app store or purchase any apps that are used as part of the BYOD Program.





# Helpful Links

## [Apple IDs and Family Sharing](#)

This link will give you instructions on how to set your family up with Apple Family Sharing and Apple IDs for children.

If you have any issues with this, you can call the Department's Apple Enterprise Agreement on 1300 760 237. When prompted, enter the access code: 2961.



## [Office of eSafety Commissioner for Parents](#)

This website has valuable information for parents and carers about keeping your children safe online. They offer online webinars for parents and also have a place for reporting any cyber bullying issues.



## [Telethon Kids Beacon App](#)

A cyber safety educational app designed to keep parents and carers up to date with trusted, tailored information, to help keep their kids safe online. You can search apps or games your child may be using (or wish to use) and be completely informed about any security risks. A must have for parents!



## [Families and Apple](#)

This will help to ensure you get the most out of your devices and give you some practical tips on how to restrict settings on any devices.





# Frequently Asked Questions

## Device

### **What if I already have a different device to the recommended iPad (9th or 10th generation)?**

While the minimum recommended devices for our program are the iPad (9th and 10th generation), the following iPads are also currently compatible:

- iPad (8th gen)
- iPad Air (5th gen or above)

Please keep in mind that we can't assure the continued maintenance and updates for older devices throughout the three-year period, from Year Four to Year Six.

### **What is the difference between the 8th 9th and 10th Gen iPad?**

Please use this [link](#) to compare iPad models.

### **Can parents select an alternative branded device?**

No. To maximise program effectiveness, a common device is essential. This allows teachers to develop common language and procedures to best support learning.

### **Will parents be expected to spend money on additional apps?**

No. Parents will not be expected to purchase additional apps for school while their child is in the program. Parents can purchase personal apps using their own Apple ID if they wish too. However, the school will not take responsibility for managing these personal apps.

### **What will happen if I do not purchase an iPad for my child?**

In the event that parents are unable to supply a device, some school devices will be accessible to each class. It is important to note though, that while we will endeavour to meet the needs of every child we cannot guarantee one to one access at all times (students may have to share devices). These devices will remain at school. Please be aware that accessories such as keyboard and stylus will not be available on loan devices.

### **Where should parents go to purchase devices?**

Aubin Grove PS has partnered with Winthrop Australia to provide parents one easy source for purchasing devices, accessories and support/insurance. However, parents are able to choose to source devices from wherever they can find the best deal.





# Frequently Asked Questions

## iPad Use

### How much time will students be spending on the iPad each day?

The amount of time iPads will be used will **vary** from day to day depending on the **discretion of the teacher** and the **task** involved. Thus, the amount of use depends on each individual student's needs as well as the activity or project at hand. Teachers will ensure there are breaks in lessons and active learning opportunities. As part of our cyber safety program, students are taught about the dangers of excessive screen time.

### Will my child's basic numeracy and literacy skills suffer?

iPads are a highly effective tool designed to complement and enhance the current teaching and learning programs at AGPS. By no means is it a replacement of the already proven teaching and learning practices that currently take place within each classroom. Teachers will continue to plan learning experiences across all subject areas using the Western Australian Curriculum but with increased access to technology to *enhance* the desired student outcomes. Numeracy, literacy and handwriting skills that are part of the Western Australian Curriculum will continue to be taught at AGPS. The iPads offer teachers the ability to employ more extensive approaches to teaching numeracy and literacy including greater scope for more individualised instruction at point of need.

### How will the iPads be cared for?

Students are taught how to care and look after their iPad as well as using their iPad **responsibly** and **respectfully** in the classroom. These skills are explicitly taught each year and also when the teacher feels it is necessary as a review. Posters are on display and act as a regular reminder for students when using their device.





# Frequently Asked Questions

## Safety & Care

### How do I manage the iPad at home?

Parents can set up Family Sharing to share iCloud storage and monitor their child's use. To participate in Family Sharing, all family members must have their own Apple ID. Children under 13 can't create an Apple ID on their own. However, the family organiser can create an Apple ID on their child's behalf.

Once this is set up, parents can use the Screen Time app to make more informed decisions about how their child uses their device and set limits. Further information can be found on the following links:

- [Family Sharing](#)
- [Screen Time](#)

### What will happen if a student is not using the device responsibly?

At the beginning of the year, your child will bring home a Student ICT Contract. Prior to this coming home, your child's teacher will discuss the contract with the students, providing clarification. We ask that

you sit down with your child and read through the contract together.

If a student does not follow the ICT Contact, their access to using their device and/or the school network may be restricted for a period of time.

### How will internet be monitored?

Direct internet access will be monitored by teachers through the use of Apple Classroom. This provides teachers with the ability to see the students' screens while at school. Protections are also in place via the Department of Education while connected to the school Wi-Fi. They protect students from accessing inappropriate websites.

### Who is responsible for maintaining devices?

Once purchased, student devices will be set up on Jamf (the school's Mobile Device Management system). This allows the school to install chosen educational apps and run updates as they become available.





